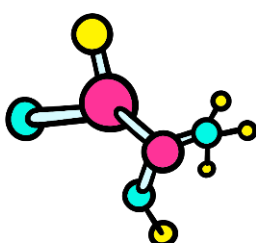
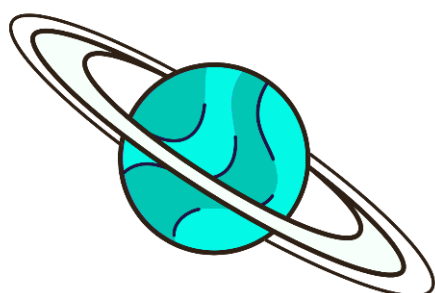
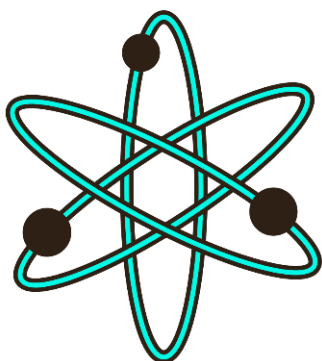





Topic: Big Dreams – **You Can Do It in Poland**

Lesson duration: 45 minutes

Target group: 7th and 8th grade primary school students



General objective

To strengthen students' sense of agency and belief in their own abilities by learning about inspiring examples of contemporary Polish women and men who, through dreams, passion, and perseverance, have achieved success.

Specific objectives

Knowledge

The Student:

- knows that contemporary Poland is a country of innovative, creative people who achieve success on the international stage;
- knows examples of contemporary Polish women and men who have fulfilled their dreams through determination, passion, perseverance, and hard work;
- understands the difference between a dream and a goal and can describe the process of achieving success;
- knows the meanings of the terms: dream, goal, determination, success, passion, self-development, failure, motivation;
- understands that dreams and ambitions are universal and independent of gender, origin, social status, or age;
- recognizes the importance of dreams in personal, social, and professional development.

Skills

The Student:

- can name and describe their own dreams and identify actions that may lead to their fulfillment;
- can analyze examples of inspiring people, identify their character traits and strategies of action;
- can work in a group, listen to others' opinions, argue their own position, and respect different viewpoints;
- can draw conclusions from the presented stories and relate them to their own experiences;
- can identify emotions accompanying the pursuit of a goal – both positive (joy, satisfaction) and difficult (frustration, doubt);
- can plan the steps leading to the realization of a dream, anticipate difficulties, and propose ways to overcome them;
- can use inspiration from other people's stories to build their own life goals.

Foundations

The Student:

- develops a sense of agency and responsibility for their own decisions and actions;

- recognizes the value of work, learning, and self-development in the process of fulfilling dreams;
- shows respect and appreciation for people who have achieved success through passion and commitment;
- demonstrates empathy and openness toward the diversity of human experiences and life paths;
- builds a sense of pride in being part of a community of creative, innovative, and ambitious people – citizens of contemporary Poland;
- learns to accept failure as an element of the learning and development process.

Forms of work

- individual – reflection on one’s own dreams, completing a worksheet titled “6 Steps to Fulfilling a Dream”;
- group – board game, joint discussion of stories of famous Polish women and men, working on conclusions;
- pair work – completing song lyrics, discussing the dreams of inspiring people;
- whole-class – discussion, presentation of work results, final reflection, collective film viewing;
- creative – creating one’s own “dream map” or a poster with steps toward a goal.

Methods

- conversation and guided discussion – exchanging reflections on dreams and the successes of well-known people;
- activating method (educational game) – a reflective board game with questions about dreams and goals;
- brainstorming – collectively identifying traits of successful people and ways to achieve dreams;
- miniature project – planning the steps toward fulfilling one’s own dream;
- case study – discussing the stories of inspiring Polish women and men;
- audiovisual methods – working with a song, film, or multimedia presentation;
- reflection and self-evaluation – completing summary sentences and conducting a closing discussion;
- elements of mindfulness and emotional work – awareness of feelings that arise in the context of pursuing goals.

Teaching aids

- board game “My Dreams” (version adapted for older students – more reflective questions, e.g., about values, motivations, failures);
- printed photos and short biographies of famous Polish women and men;
- educational film;
- worksheets “6 Steps to Fulfilling a Dream”;
- board, poster board, or large sheets for presenting students’ ideas;
- markers, colored sticky notes, adhesive tape (for creating a collective dream collage or reflective poster).

LESSON PROCEDURE

PREPARATORY PHASE – INTRODUCTION

Time 10 min.

The teacher asks the students to close their eyes and imagine themselves ten years in the future, sending a postcard to their present selves. On the card, students may write only one sentence describing their world ten years from now. Their task is to imagine what they feel and what surrounds them..

Sample narration: Before we begin today’s lesson, I’d like you to close your eyes for a moment. Imagine that ten years have passed. You already have your own life – maybe you’re working, studying, traveling, running your own business, or pursuing a passion that today is only a dream.

Imagine that someone has just asked you to send a postcard from the future — to yourself today. On this postcard, you can write one sentence that describes your world ten years from now. What have you managed to accomplish during that time? What do you feel? What surrounds you?

Take a moment to think about it. These can be small, everyday plans or big dreams. Don’t limit yourselves. Maybe...

“I play on a big stage,”

“I live by the sea,”

“I save other people’s lives,”

“I am a scientist,”

“I’ve done something I’m proud of.”

Now open your eyes and write one or two sentences on a sheet of paper – your sentence from the future.

Students write their sentences, for example on small pieces of paper in the form of a “postcard from the future.” Working in pairs, they share what they wrote – they can also ask each other how their dreams could come true, for example: *What would need to happen for this dream to come true?* or *What could you start doing right now?*

Voluntary students read their sentences aloud to the class, and the teacher summarizes the exercise.

Sample narration: Notice that each of you dreams differently. And that’s wonderful. Dreams are not just fantasies – they are also a map showing where we would like to go. Because dreams are the first step toward making something truly happen.

IMPLEMENTATION PHASE

Time 30 min.

1. Board game (approx. 10 minutes)

The teacher divides the students into groups of 3–4. Each group receives a board game (**Appendix No. 1**), an appropriate number of pawns, and a dice. The board contains sentences to be completed — students play the game, moving from start to finish, completing the sentences on which their pawn lands.

Sample instruction: Now it's time for group work. Form groups of four. Ready? Here is the board game, a set of pawns, and a dice. Please, each of you choose your pawn and place it on the START field. Each player rolls the dice and moves their pawn to the corresponding space. Most of the spaces contain sentences to complete. When you place your pawn, finish the sentence. Your task is to reach the FINISH field. Is everything clear? And remember – be creative and don't be afraid of your ideas!

When the students finish the game, the teacher asks volunteers to share their ideas for completing the sentences from the board.

2. Presentation of material – getting to know inspiring people (approx. 10 minutes)

The teacher reads several short excerpts from the stories of different people. These are fragments of dreams that these individuals have fulfilled. The students' task is to guess who the person being described might be. Each of the presented stories is true and concerns Polish people who once also simply... dreamed. After each excerpt, students have a moment to think and share their answers.

Description 1: As a child, he looked up at the sky and dreamed that one day he would see the Earth from above. Many told him it was impossible, that no one from Poland would ever go to space. But he didn't give up — he became an engineer, an astronaut, and showed Poles that it is possible to reach for the stars.

Answer: Sławosz Uznański

Description 2: She started by recording short videos on her phone. No one imagined that one day she would stand at the top of Mount Everest. She says she loves the feeling when her heart beats faster with excitement — because it means she is living her dream.

Answer: Zoja Skubis

Description 3: Once, he simply wanted letters and parcels to be delivered faster. Today, his idea is known all over Europe, and his machines stand near our homes. Instead of just dreaming about success – he invented a solution.

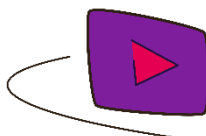
Answer: Rafał Brzoska

Description 4: Since childhood, she loved books. She wrote about people, nature, and the world because she wanted to understand what connects us. Her dream came true so fully that

she received the Nobel Prize in Literature, and today the whole world talks about her books.

Answer: Olga Tokarczuk

Next, the teacher shows the students a film presenting Polish women and men who are creating amazing things in Poland.



Sample narration for the teacher: Each of these people started with a dream. Sometimes it seemed impossible — to go to space, to climb Everest, to write a book read by the whole world, to invent something that would change the way people receive parcels. And yet all of this happened — because behind every dream there was perseverance, creativity, and passion..

3. Exercise – 6 Steps to the Goal (approx. 10 minutes)

The teacher informs the students that when thinking about their dreams, it is worth following a few simple steps to make them come true. The teacher presents to the students six simple steps that can help them fulfill their dreams **(Appendix no 2.)**

The teacher hands out to each student an individual copy of the “6 Steps to Fulfilling a Dream” worksheet **(Appendix no. 3)** and asks the students to work individually, choose one of their dreams, and complete the worksheet..

At the end, the teacher encourages the students to treat their dreams as a path toward their goals.

Sample narration: I want you to treat your dreams not as a fantasy, but as a roadmap you need to follow. Think of your dreams as a destination you want to reach. The six steps you’ve learned today are your signposts. You don’t need to know the entire route — it’s enough to see the first step. Because everyone who has achieved something started with one thing — a decision: *I’ll try*. Maybe in 5 or 10 years, someone will mention your names in a lesson like this one, and young people will say, “That’s the person who never stopped believing in their dream.”

SUMMARY PHASE

Time 5 min.

The teacher summarizes the lesson and asks the students to complete the sentence: “Dreams are...”

BOARD GAME MY DREAMS



6 STEPS TO YOUR GOAL



WRITE DOWN YOUR DREAM



**WHAT DO YOU NEED TO DO
TO MAKE THIS DREAM COME TRUE?**



**WHAT OBSTACLES MIGHT YOU
ENCOUNTER ALONG THE WAY?**



WHO CAN HELP YOU ACHIEVE YOUR DREAM?



**HOW MUCH TIME WILL YOU GIVE YOURSELF
TO MAKE IT HAPPEN?**



**WHAT WILL YOU FEEL WHEN YOU MAKE
YOUR DREAM COME TRUE?**

6 STEPS TO YOUR GOAL



MY DREAM



WHAT DO I NEED TO DO TO MAKE THIS DREAM COME TRUE?



WHAT OBSTACLES MIGHT I ENCOUNTER ALONG THE WAY?



WHO CAN HELP ME ACHIEVE THIS DREAM?



HOW MUCH TIME DO I GIVE MYSELF TO MAKE THIS DREAM COME TRUE?



WHAT WILL I FEEL WHEN I MAKE THIS DREAM COME TRUE?

Bera, Aga. Jak spełniać marzenia? Wystarczy 5 kroków. Dostęp: 07.09.2025. <https://agabera.com/jak-spelniac-marzenia-wystarczy-5-krokow/>

Biografia24.pl. Anita Lipnicka – biografia i życiorys. Dostęp: 09.09.2025. <https://biografia24.pl/anita-lipnicka/>

Wikipedia. Axiom Mission 4. Dostęp: 07.09.2025. https://en.wikipedia.org/wiki/Axiom_Mission_4

Elliot. The Science of Goal Setting: How to Achieve Your Dreams with Proven Strategies. Dostęp: 08.09.2024. <https://medium.com/%40elliottmortenson/the-science-of-goal-setting-how-to-achieve-your-dreams-with-proven-strategies-d98be8813123>

ESA. Astronauta projektowy ESA Sławosz Uznański-Wiśniewski wraca z pierwszej polskiej misji na Międzynarodową Stację Kosmiczną. Dostęp: 07.09.2025. https://www.esa.int/Newsroom/Press_Releases/Astronauta_projektowy_ESA_Slawosz_Uznanski-Wisniewski_wraca_z_pierwszej_polskiej_misji_na_Miedzynarodowa_Stacje_Kosmiczna

Fajne.life. Prosty przepis na spełnienie twojego marzenia. Dostęp: 07.09.2025. <https://fajne.life/prosty-przepis-na-spelnienie-twojego-marzenia/>

Bartos, Jon. 10 Steps to Achieving Your Life Dreams. Dostęp: 11.09.2025. https://www.ere.net/articles/10-steps-to-achieving-your-life-dreams?utm_source=chatgpt.com

Kobieta.pl. Najmłodsza Polka na Dachy Świata. 19-letnia Zoja Skubis z Krakowa zdobyła Mount Everest. Dostęp: 07.09.2025. <https://kobieta.pl>

Lipnicka, Anita. I wszystko się może zdarzyć [teledysk online]. Dostęp: 07.09.2025. <https://www.youtube.com/watch?v=3YxOZQqNYY8>

Narodowe Centrum Nauki. Badania w kosmosie z udziałem Polaka. Dostęp: 07.09.2025. <https://www.ncn.gov.pl/aktualnosci/2025-06-26-badania-w-kosmosie-z-udzialem-polaka>

Wikipedia. Olga Tokarczuk – biografia i twórczość. Dostęp: 09.09.2025. https://pl.wikipedia.org/wiki/Olga_Tokarczuk

Lubimyczytać.pl. Olga Tokarczuk – książki i biografia. Dostęp: 09.09.2025. <https://lubimyczytac.pl/autor/95/olga-tokarczuk>

Onet Kultura. Olga Tokarczuk – literatura i nagrody. Dostęp: 09.09.2025. <https://kultura.onet.pl/wiadomosci/olga-tokarczuk>

NobelPrize.org. Olga Tokarczuk – Nagroda Nobla w dziedzinie literatury 2019. Dostęp: 09.09.2025. <https://www.nobelprize.org/prizes/literature/2018/tokarczuk/facts/>

Culture.pl. Olga Tokarczuk – wywiad i informacje o pisarce. Dostęp: 09.09.2025. <https://culture.pl/pl/tworca/olga-tokarczuk>

Polskie Radio. Polish teen climber summits Mount Everest. Dostęp: 07.09.2025. <https://polskieradio.pl>

PrezentMarzeń.pl. Jak realizować marzenia – 5 kroków do spełnienia marzeń. Dostęp: 07.09.2025. <https://prezentmarzen.com/blog/jak-spelniac-marzenia/>

Kukulski, Stasiek. I wszystko się może zdarzyć – wykonanie w programie „Szansa na sukces” [wideo online]. Dostęp: 07.09.2025. <https://www.youtube.com/watch?v=fYWAFVPMOjk>

Time.com. 5 Ways to Set Achievable Goals. Dostęp: 07.09.2025. <https://time.com/4472819/how-to-achieve-goals/>

Time.com. This Simple Hack Will Help You Achieve Your Goals. Dostęp: 07.09.2025. <https://time.com/5048169/hack-achieve-goals/>

Verywell Mind. How to Achieve Goals. Dostęp: 07.09.2025. <https://www.verywellmind.com/simple-tips-for-achieving-goals-3145003>

Wikipedia. Iga Świątek. Dostęp: 07.09.2025. https://pl.wikipedia.org/wiki/Iga_Świątek

Wikipedia. InPost. Dostęp: 07.09.2025. <https://pl.wikipedia.org/wiki/InPost>

Wikipedia. Rafał Brzoska. Dostęp: 07.09.2025. https://pl.wikipedia.org/wiki/Rafał_Brzoska

Wikipedia. Sławosz Uznański-Wiśniewski. Dostęp: 07.09.2025. https://en.wikipedia.org/wiki/S%C5%82awosz_Uzna%C5%84ski-Wi%C5%9Bniewski

Worotyńska Kos, Ewa. Fenomen WOOP – pierwsza naukowo potwierdzona metoda urzeczywistniania marzeń i celów. Dostęp: 11.09.2025. <https://biurokarier.p.lodz.pl/studenci-absolwenci/artykuly/artykul-2-2.html>

